

Activity 1: Introducing Prepositions

Prepositions are the words that tell us the location of something (i.e. where to find it).

1. Use the cards on the next page to introduce the following prepositions to the child: in, on, under, between, at, beside
2. Use everyday items in the classroom to teach your child these concepts using physical objects. For example:
 - 'The crayons are in the box'
 - 'The chair is beside the door'
 - 'The book is on the table'
 - 'The doll is between the book and the ball'
 - 'Taya is beside Max'
3. Arrange the cards in a grid. Read one of the sentences aloud and ask the child to point to the card that matches.

Teddy is on the table.



Teddy is under the table.



Teddy is beside the table.



Teddy is at the table.



Teddy is in the box.



Teddy is between the box and table.



Activity 2: Teddy Bear Game

1. Cut out the instruction cards below. Cut out the pictures on page 4.
2. Read the instruction cards to your child one-by-one and ask the child to follow the instruction by placing cut-outs on the board (page 5).
3. If your child has difficulty, you can help them by:
 - Repeating the instruction
 - Giving the child a forced choice e.g. placing teddy on chair and then next to the chair and asking the child to choose which matches the card you have read
 - If your child continues to have difficulty, model the answer for them and repeat the sentence as you do this

**Put Teddy
on the table.**

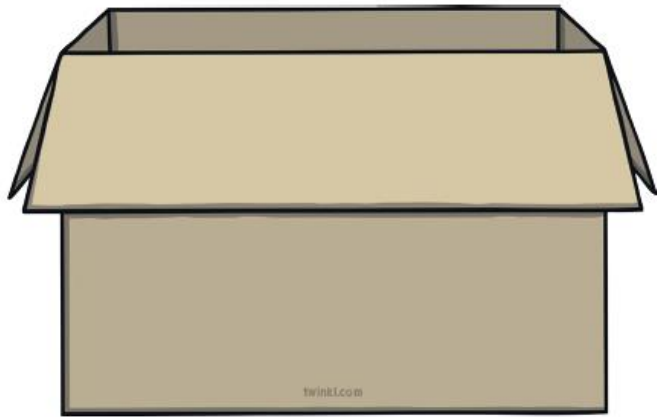
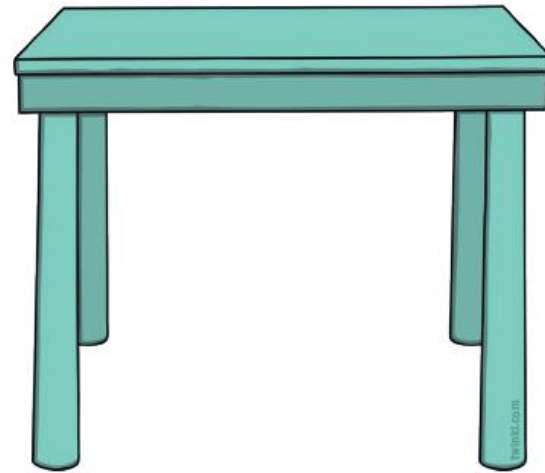
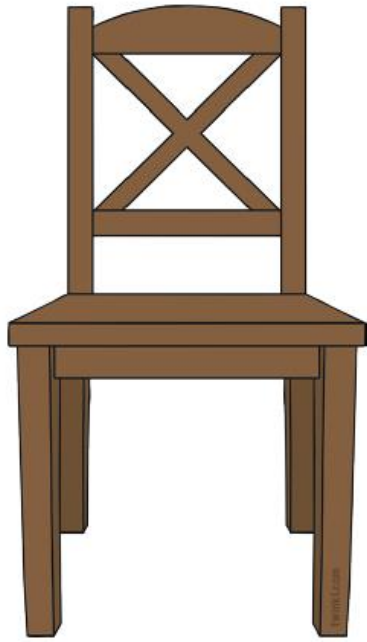
**Put Teddy
under the
table.**


**Put Teddy
beside the
table.**

**Put Teddy
behind the
table.**

**Put Teddy
in the box.**


**Put Teddy
between the
box and the
table.**





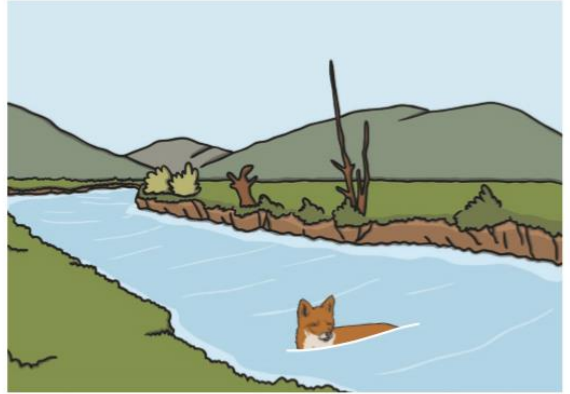


Activity 3: Where is the Fox?

1. Cut out the picture cards below.
2. Show the cards to your child one by one. Ask the child 'Where is the fox?' Encourage the child to use a preposition in their response.
3. If your child has difficulty, you can help them by:
 - Giving a sentence to complete e.g. 'The fox is....'
 - Giving the child a forced choice e.g. 'Is the fox in box or under the box?'
 - If your child continues to have difficulty, model the answer for them, pointing to the picture as you say the sentence.









Activity 4: Colouring in Activities

1. Complete the worksheets on pages 9-13.

Farm Colour the Prepositions

Colour in what is:



Where is Max?




Max is standing _____
the table.



Max is _____ the laundry
basket.



Max is _____ the table.




Max is _____ the toy train.



visit [twinkl.com](https://www.twinkl.com)



Where is Max?



Max is _____ the television.



Max is _____ the box.



Max is _____ two chairs.






Max is _____ the beach bag.



visit [twinkl.com](https://www.twinkl.com)



Where is Max?



visit [twinkl.com](https://www.twinkl.com)



Where is Max?

